

| <b>Thakur Panchanan Mahila Mahavidyalaya</b><br><b>Student Satisfactory Survey (SSS)</b><br>on<br><b>Overall Institutional performance 2021-2022</b>                 |                   |                     |                   |                       |            |
|--|-------------------|---------------------|-------------------|-----------------------|------------|
| Q1. students feedback about the teachers preparation for classes   | Satisfactorily    | Thoroughly          | Poorly            | Indifferently         |            |
|  | 57                | 40                  | 34                | 19                    |            |
| Q2. students feedback about the teachers ability of communication  | Always effective  | Sometimes effective | Just satisfactory | Generally ineffective |            |
|  | 30                | 51                  | 43                | 26                    |            |
| Q3. students feedback about the teacher's approach of teaching   | Excellent         | Very good           | Good              | Fair                  | poor       |
|  | 17                | 53                  | 36                | 29                    | 15         |
| Q4. students feedback about the fairness of the internal evaluation  | Always fair       | Usually fair        | Usually unfair    |                       |            |
|  | 43                | 74                  | 33                |                       |            |
| Q5. students feedback about the teaching and mentoring process   | Significantly     | Very well           | Moderately        | Marginally            | Not at all |
|  | 23                | 45                  | 39                | 25                    | 18         |
| Q6. students feedback about opportunities provided by the institution  | Strongly agree    | Agree               | Neutral           | Disagree              |            |
|  | 24                | 59                  | 35                | 32                    |            |
| Q7. students feedback about the concept clearing   | Every time        | Usually             | Occasionally      | Never                 |            |
|  | 32                | 52                  | 32                | 34                    |            |
| Q8. students feedback about the identification of students strength and encourage  | Fully             | Reasonably          | Partially         | Slightly              |            |
|  | 41                | 43                  | 42                | 24                    |            |
| Q9. students feedback about the teachers about the identification of students weaknesses   | Every time        | Usually             | Occasionally      | Never                 |            |
|  | 29                | 52                  | 38                | 31                    |            |
| Q10. students feedback about the institution effort to engage students in the monitoring, review and continuous quality improvement of the teaching learning process | Strongly agree    | Agree               | Neutral           | Disagree              |            |
|  | 40                | 47                  | 35                | 28                    |            |
| Q11. students feedback about the use of student concentric method by the teachers and institution  | To a great extent | Moderate            | Somewhat          | Very little           | Not at all |
|  | 25                | 52                  | 28                | 31                    | 14         |
| Q12. students feedback about the The overall quality of teaching-learning process in your institution  | Strongly agree    | Agree               | Neutral           | Disagree              |            |
|  | 26                | 49                  | 52                | 23                    |            |

**Thakur Panchanan Mahila Mahavidyalaya**  
**Student Satisfactory Survey (SSS)**  
on  
**Overall Institutional performance 2021-2022**

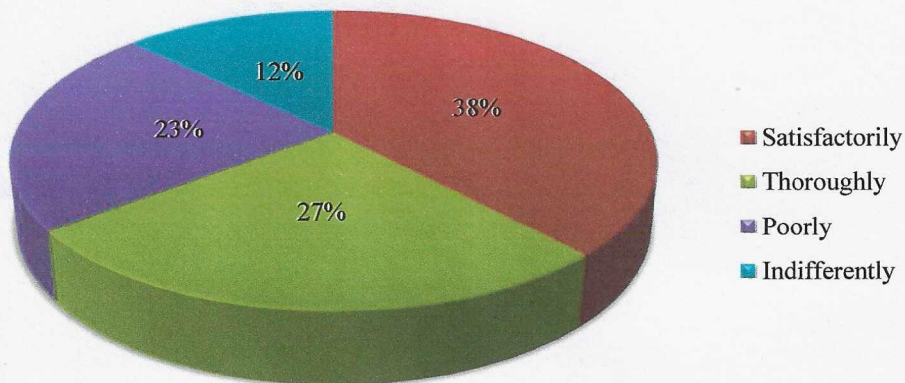
AUTHENTICATED

*Bh* 30/06/2022

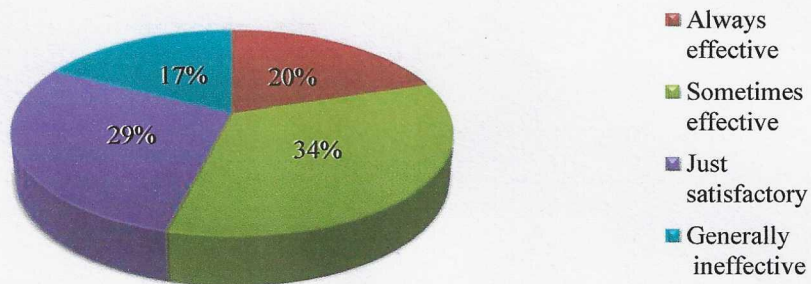
Principal

Thakur Panchanan Mahila Mahavidyalaya  
Cooch Behar

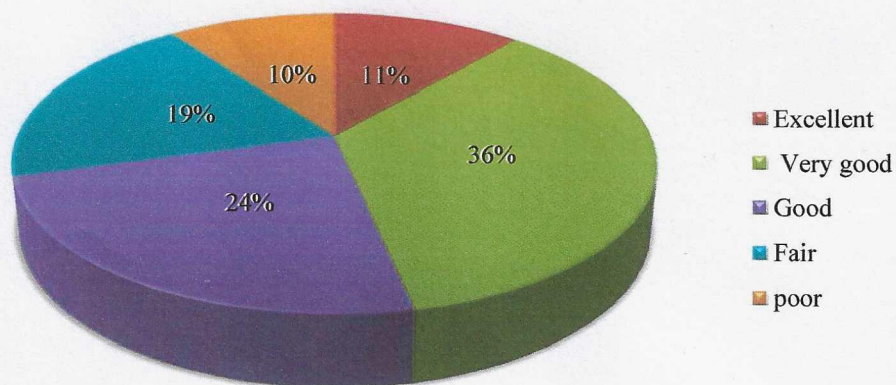
### Students Feedback about the Teachers Preparation for Classes



### Students Feedback about the Teachers ability of Communication



### Students Feedback about the Teachers ability of Communication



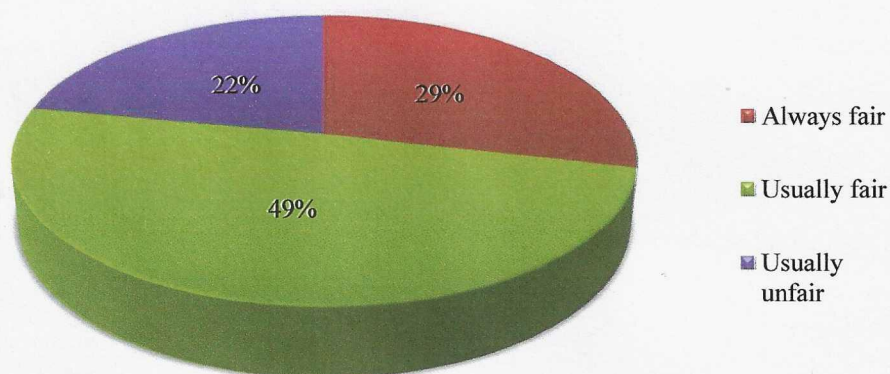
**AUTHENTICATED**

*Principal*  
20/06/2021

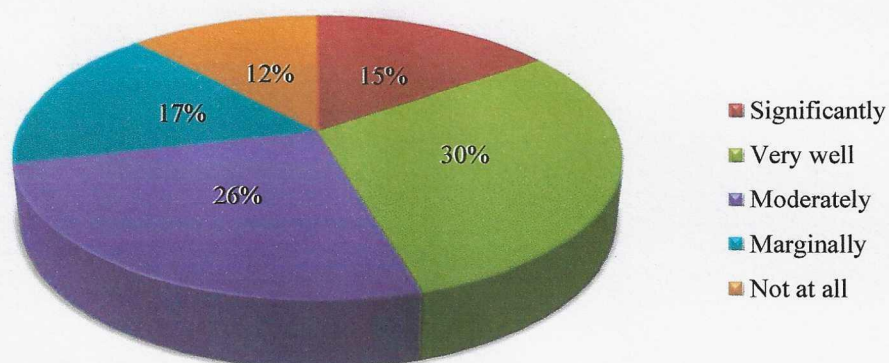
Thakur Panchanan Mahila Mahavidyalaya  
Cooch Behar



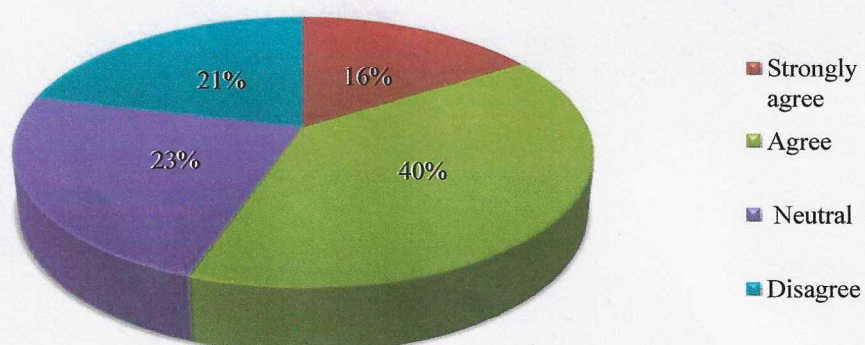
### Students feedback about the fairness of the internal evaluation



### Students feedback about the Teaching and Mentoring process



### Students feedback about opportunities provided by the institution

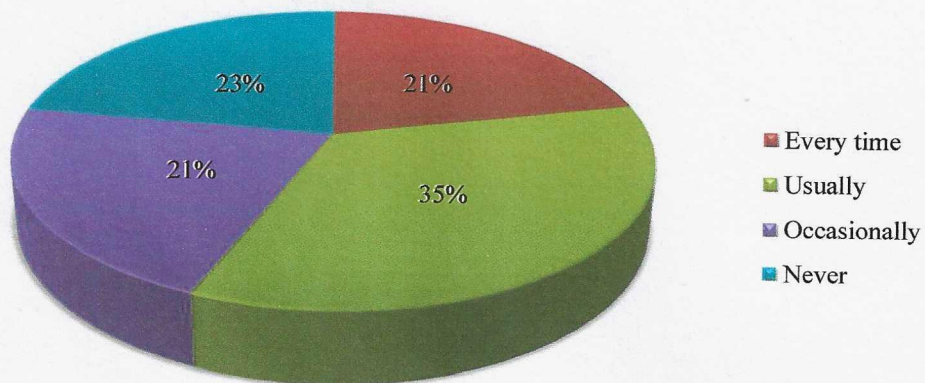


**AUTHENTICATED**

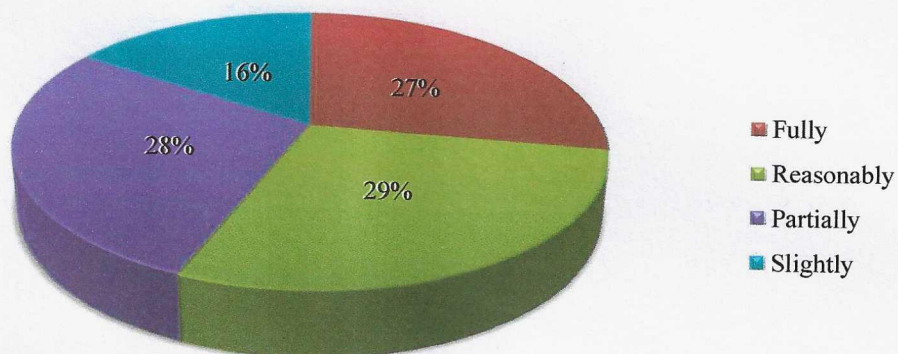
*Principal*  
 Thakur Panchanan Mahila Mahavidyalaya  
 Cooch Behar

*20/06/2022*

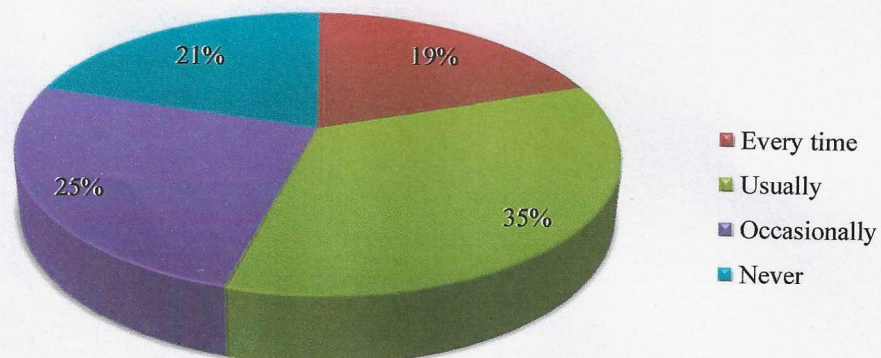
**Students feedback about the concept clearing**



**Students feedback about the identification of students strength and encourage**



**Students feedback about the teachers about the identification of students weaknesses**



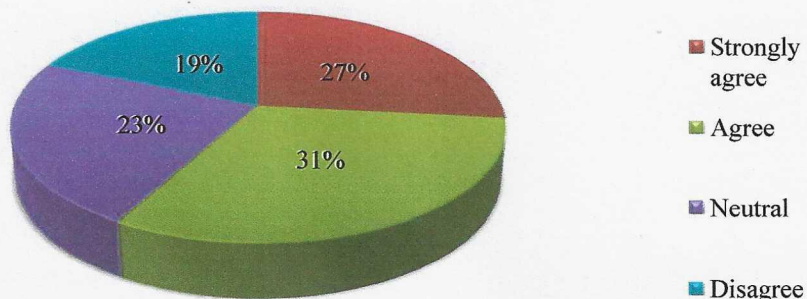
**AUTHENTICATED**

*Principal*

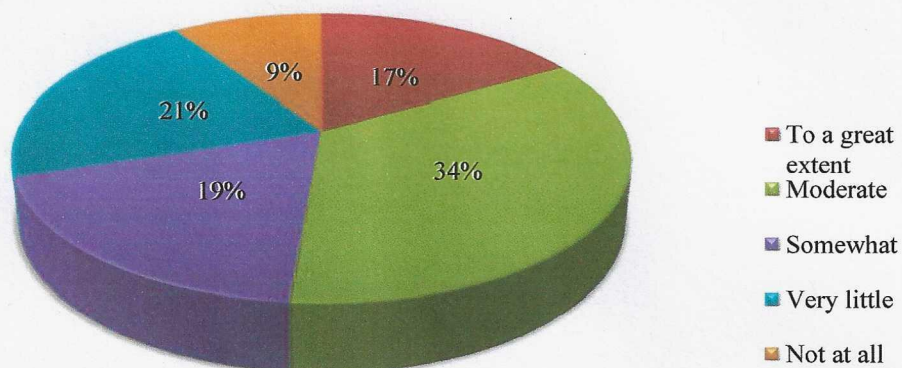
Thakur Panchanan Mahila Mahavidyalaya  
Cooch Behar



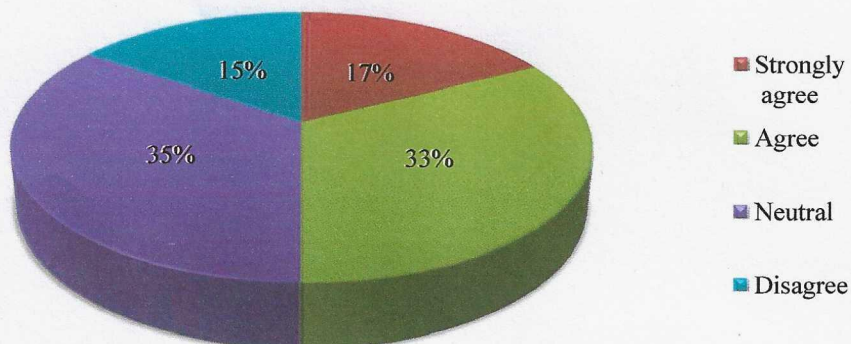
**Students feedback about the instituion effort to engage students in the monitoring,review and continuous quality improvement of the teaching learning process**



**Students feedback about the use of student concentric method by the teachers and instituion**



**Students feedback about the overall quality of teaching-learning process in your institution**



**AUTHENTICATED**

*Principals*  
Principal

Thakur Panchanan Mahila Mahavidyalaya  
Cooch Behar

**Thakur Panchanan Mahila Mahavidyalaya**  
**Student Satisfaction Survey (SSS)**  
on  
**overall institutional performance 2021-2022**

| Sl No.  | Features   | No. of<br>respons | Percentage |
|---|--|-------------------|------------|
| 1   | How well did the teachers prepare for the classes?             |                   |            |
|   | a. Satisfactorily  | 57                | 38.00      |
|   | b. Thoroughly  | 40                | 26.67      |
|   | c. Poorly  | 34                | 22.67      |
|   | d. Indifferently   | 19                | 12.67      |
|   | total  | 150               | 100.00     |
| 87.34% students expressed<br>satisfaction in favour of initiatives  |  |                   |            |
|   |  |                   |            |
| 2   | How well were the teachers able to communicate?                |                   |            |
|   | a. Always effective  | 30                | 20.00      |
|   | b. Sometimes effective   | 51                | 34.00      |
|   | c. Just satisfactory   | 43                | 28.67      |
|   | d. Generally ineffective                                       | 26                | 17.33      |
|   | total  | 150               | 100.00     |
| 82.67% students expressed<br>satisfaction in favour of initiatives  |  |                   |            |
|   |  |                   |            |
| 3   | The teacher's approach to teaching<br>can be best described as |                   |            |
|   | a. Excellent   | 17                | 11.33      |
|   | b. Very good   | 53                | 35.33      |
|   | c. Good  | 36                | 24.00      |
|   | d. Fair  | 29                | 19.33      |
|   | e. Poor  | 15                | 10.00      |
|   | total  | 150               | 100.00     |
| 90.00% students expressed satisfaction in favour of initiatives<br>of which 70.66% students expressed high level satisfaction |  |                   |            |
| 4   | Fairness of the internal evaluation process<br>by the teachers |                   |            |
|   | a. Always fair   | 43                | 28.67      |
|   | b. Usually fair  | 74                | 49.33      |
|   | c. Usually unfair  | 33                | 22.00      |
|   | total  | 150               | 100.00     |
| 78.00% students expressed satisfaction in   |  |                   |            |

**AUTHENTICATED**

*Bhnu 30/06/22*  
Principal

Thakur Panchanan Mahila Mahavidyalaya  
Cooch Behar



| 100% of students expressed satisfaction in<br>favour of initiatives  |   |     |        |
|--|---|-----|--------|
|  |   |     |        |
| 5  | The teaching and mentoring process in your institution facilities you in cognitive, social and emotional growth |     |        |
|  | a. Significantly  | 23  | 15.33  |
|  | b. Very well  | 45  | 30.00  |
|  | c. Moderately   | 39  | 26.00  |
|  | d. Marginally   | 25  | 16.67  |
|  | e. Not at all   | 18  | 12.00  |
|  | total   | 150 | 100.00 |
| 88.00% students expressed satisfaction in favour of initiatives of which 71.33% students expressed high level satisfaction |   |     |        |
|  |   |     |        |
| 6  | The institution provide multiple opportunities to learn and grow  |     |        |
|  | a. Strongly agree   | 24  | 16.00  |
|  | b. Agree  | 59  | 39.33  |
|  | c. Neutral  | 35  | 23.33  |
|  | d. Disagree   | 32  | 21.33  |
|  | total   | 150 | 100.00 |
| 55.33% students expressed satisfaction in favour of initiative while 23.33% students denied to comment                     |   |     |        |
| 7  | The teachers illustrate the concept through examples and applications   |     |        |
|  | a. Every time   | 32  | 21.33  |
|  | b. Usually  | 52  | 34.67  |
|  | c. Occasionally   | 32  | 21.33  |
|  | d. Never  | 34  | 22.67  |
|  | total   | 150 | 100.00 |
| 77.33% Students expressed satisfaction in favour of initiatives of which 56.00% students expressed high level satisfaction |   |     |        |
|  |   |     |        |
| 8  | The teachers identify your strengths and encourage you with providing right level of challenges                 |     |        |
|  | a. Fully  | 41  | 27.33  |
|  | b. Reasonably   | 43  | 28.67  |
|  | c. Partially  | 42  | 28.00  |
|  | d. Slightly   | 24  | 16.00  |
|  | total   | 150 | 100.00 |
| 84.00% students expressed satisfaction in favour of initiatives of which 56.00% students expressed high level satisfaction |   |     |        |

AUTHENTICATED

*Principals*  
Principal

Thakur Panchanan Mahila Mahavidyalaya  
Cooch Behar

|  |  |     |        |
|--|--|-----|--------|
|  |  |     |        |
| 9  | Teachers are able to identify your weaknesses and help you to overcome them  |     |        |
|  | a. Every time  | 29  | 19.33  |
|  | b. Usually   | 52  | 34.67  |
|  | c. Occasionally  | 38  | 25.33  |
|  | d. Never   | 31  | 20.67  |
|  | total  | 150 | 100.00 |
| 79.33% students expressed satisfaction in favour of initiatives of which 54.00% students expressed high level satisfaction |  |     |        |
|  |  |     |        |
| 10   | The institution makes effort to engage students in the monitoring, review and continuous quality improvement of the teaching learning process                                    |     |        |
|  | a. Strongly agree  | 40  | 26.67  |
|  | b. Agree   | 47  | 31.33  |
|  | c. Neutral   | 35  | 23.33  |
|  | d. Disagree  | 28  | 18.67  |
|  | total  | 150 | 100.00 |
| 58.00% students expressed satisfaction in favour of initiative while 23.33% students denied to comment                     |  |     |        |
|  |  |     |        |
| 11   | The institution/teachers use student centric methods, such as experimental learning, participative learning and problem-solving methodologies for enhancing learning experiences |     |        |
|  | a. To a great extent   | 25  | 16.67  |
|  | b. Moderate  | 52  | 34.67  |
|  | c. Somewhat  | 28  | 18.67  |
|  | d. Very little   | 31  | 20.67  |
|  | e. Not at all  | 14  | 9.33   |
|  | total  | 150 | 100.00 |
| 90.67% students expressed satisfaction in favour of initiatives of which 70.01% students expressed high level satisfaction |  |     |        |
|  |  |     |        |
| 12   | The overall quality of teaching-learning process in your institution is very good  |     |        |
|  | a. Strongly agree  | 26  | 17.33  |
|  | b. Agree   | 49  | 32.67  |
|  | c. Neutral   | 52  | 34.67  |
|  | d. Disagree  | 23  | 15.33  |

**AUTHENTICATED**

*Shu 30/08/22*

Principal

Thakur Panchanan Mahila Mahavidyalaya  
Cooch Behar



|   |       |     |        |
|---|-------|-----|--------|
|   | total | 150 | 100.00 |
| 50.00% students expressed satisfaction in favour of initiative while 34.67% students denied to comment  |       |     |        |
|   |       |     |        |
| <p>It was observed that overall satisfaction rate among the students were very high. It was almost around 70% to 90% in favour of various initiatives adopted by the college to improve the quality of Teaching Learning process. Students Support and Progression and othe Students centric initiatives and Best and Healthy systems. This feedback analysis report has served as SWOT analysis for the college. Overall suggestion available from the students will be imparted in the future planning of the IQAC and will be communicated to the college managment accordingly.</p> |       |     |        |

**AUTHENTICATED**

*Ashu 20/06/22*

*Principal*

Thakur Panchanan Mahila Mahavidyalaya  
Cooch Behar